


Koroseal Wall Protection Systems

Bellagard Handrails



Decorative Lucent Rail



Solid Surface Rail

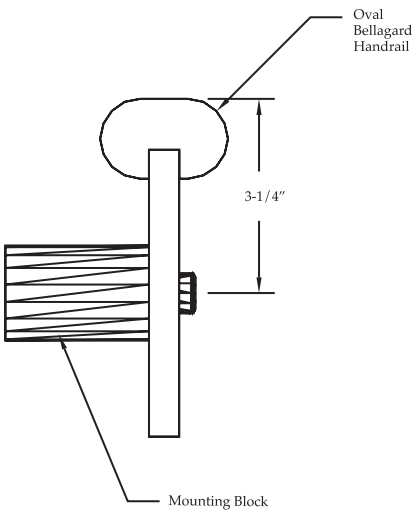
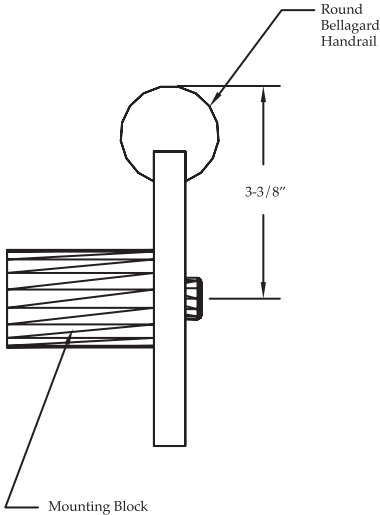
Now you can have it all—beauty and functionality in one unique wall finishing. Designed for use in high visibility areas, **BELLAGARD** is a flexible option for lobbies, conference rooms, and hallways where appearance and protection are a concern.

BELLAGARD's Decorative Lucent Rails are 1/2"-thick translucent high-performance composite with Sandstone surface texture. Lucent rails are available with rounded or oval handgrips. Bottoms are available in rounded, oval, or U-channel. Wood or aluminum can be specified. Multiple wood species and finishes are available as are 12 lucent patterns.

Solid Surface Rails are 1/2"-thick non-porous, high-performance solid acrylic. Solid Surface Rails are available with rounded or oval handgrips. Bottoms are available in rounded, oval, or U-channel. Multiple wood species and finishes are available as are 12 surface colors.

FSC Certified Wood is available for lucent and surface rails.

For more information on **BELLAGARD** handrails or the **KOROSEAL** Wall Protection System, please call your local **KOROGARD** distributor or 800-628-0449.



Product Guide Specification

SECTION 10260 HANDRAILS

PART 1 GENERAL

1.01 SUMMARY

Section Includes:
Decorative Handrail Systems

1.02 SUBMITTALS

- A. Comply with Section 01330 [01300].
- B. Product Data: Submit manufacturer's product data.
- C. Shop Drawings: Submit shop drawings showing components, dimensions, and mounting details.
- D. Samples: For selection of models, colors, patterns, and finishes.
 1. 12-inch (300 mm) long samples of each type handrail required.

1.03 QUALITY ASSURANCE

- A. Single Source Responsibility: Obtain handrail system components from a single source.
- B. Deliver materials in original factory wrappings and containers, clearly labeled with manufacturer and brand name.
- C. Store materials in original undamaged packages and containers inside a well-ventilated area protected from weather, moisture, soiling, extreme temperatures, and humidity.
 1. Maintain room temperature within the storage area between 60°F (16°C) and 80°F (27°C) during the period plastic materials are stored. Keep materials out of direct sunlight to avoid excessive surface temperatures.
 2. Store handrail materials in a horizontal position for a minimum of 72 hours, or until the material attains the ambient room installation temperature of between 65°F (18°C) and 75°F (24°C).

1.04 PROJECT CONDITIONS

- A. Maintain ambient temperature within building at not less than 65°F (18°C) or greater than 75°F (24°C) for a minimum 72 hours prior to beginning of installation.
- B. Do not install handrail system components until the space is enclosed, weatherproof and climate controlled.
- C. Do not install handrail systems until temperature is stable and permanent lighting is in place.

1.05 MAINTENANCE

- A. Maintenance Instructions: Include precautions against cleaning materials and methods that may be detrimental to finishes and performance.
- B. Replacement Materials: Minimum 2 percent of each type, color, and pattern of materials and components. Include accessory components as required. Replacement materials shall be from the same production run as installed materials. Package with protective coverings and appropriate labels.

PART 2 PRODUCTS

2.01 MANUFACTURER

Koroseal Wall Protection Systems, Muncy, PA 800-628-0449.

2.02 HANDRAIL SYSTEMS

"Bellagard" by Korogard: Modular handrail system supplied factory-fabricated, -finished, and -assembled for installation with supplied mounting blocks.

1. Wood: Select species and stain from manufacturer's selection.
2. Rails: Select type, color, and pattern from manufacturer's selection.
3. Trim: Select aluminum or wood from manufacturer's selection.
4. Stand-Off: Select aluminum, clear acrylic, or wood from manufacturer's selection.

2.03 MATERIALS

- A. Solid Wood Components: Shall be kiln-dried FAS grade hardwood. All wood components shall be factory finished.
- B. Solid Surface Rails: Shall be 1/2"-thick non-porous, high-performance solid acrylic.
- C. Decorative Lucent Rails: Shall be 1/2"-thick translucent, high-performance composite with Sandstone surface texture.
- D. Aluminum Trim: Extruded 6063-T6 alloy.

2.04 FINISHES

- A. Wood Finish: Handrail shall be factory-finished with two coats of catalyzed, clear conversion varnish.
- B. Aluminum Finish: Mill

2.05 FABRICATION

- A. Comply with requirements indicated for design, dimensions, details, finish, and member sizes.
- B. Factory-assemble components to the greatest extent possible. Disassemble only as necessary for shipping and handling.
- C. Fabricate components with tight seams and joints. Provide surfaces free of wrinkling, chipping, uneven coloration, dents, and other imperfections. Fabricate units and fittings to produce flush, smooth, and rigid hairline joints.
- D. Brackets, Flanges, Fittings, and Anchors: Provide wall brackets, flanges, and miscellaneous fittings for interconnection of units to other construction.

PART 3 EXECUTION

3.01 PREPARATION

Provide horizontal structural blocking/back-up in wall to accept fasteners. Provide field "as-built-and-measured" cut-list to factory for fabrication of rail sections. Allow ten weeks for manufacture and supply of handrail.

3.02 EXAMINATION

- A. Examine areas and conditions in which wall surface protection components and wall protection systems will be installed.
- B. Complete finishing operations, including painting, before beginning installation of wall surface protection system materials.
- C. Wall surfaces shall be dry and free from dirt, grease, loose paint, and scale.
- D. Do not proceed with installations until unsatisfactory conditions have been corrected.

3.03 INSTALLATION

- A. Install handrail units plumb, level, and true to line without distortions.
- B. Do not use materials with chips, cracks, voids, stains, or other defects that might be visible.
- C. Install units in strict accordance with the manufacturer's instructions.
- D. Attachment hardware (supplied by others) shall be appropriate for wall construction.
- E. Where splices occur in horizontal runs of over 10-12 feet (3-4 m), splice applicable components at staggered locations along the run.

3.04 CLEANING

Immediately upon completion of installation, clean rails and accessories in accordance with manufacturer's recommended methods.



KOROGARD®
WALL PROTECTION SYSTEMS

800-628-0449 • www.korogard.com • Division 10260